



Merancas Classroom Building

Merancas Campus

Weekly Update November 01, 2019



Meetings & Milestones

- **This Week:**

- Continue Installing Exterior Sheathing
- Continue Installing Fluid Applied Air Barrier System
- Continue Installing Level 2 Interior Framing
- Begin Installing Level 3 Interior Framing
- Continue Installing Door Frames
- Continue Installing Brick Ties
- Continue Area A and B Roofing System
- Continue First Floor Ductwork
- Begin Second Floor Ductwork
- Continue First and Second Floor HVAC Piping Rough-In
- Continue First and Second Floor Electrical Rough-In
- Continue First Floor Plumbing Rough-In
- Continue First Floor Fire Protection System
- Begin Second Floor Fire Protection System

Meetings & Milestones

• **Next Week:**

- Continue Installing Exterior Sheathing
- Continue Installing Fluid Applied Air Barrier System
- Continue Installing Level 3 Interior Framing
- Continue Installing Door Frames
- Continue Installing Brick Ties
- Begin Spray Foam Insulation
- Continue Area A and B Roofing System
- Continue Second Floor Ductwork
- Continue First and Second Floor HVAC Piping Rough-In
- Continue First and Second Floor Electrical Rough-In
- Continue First Floor Plumbing Rough-In
- Continue First Floor Fire Protection System
- Begin Second Floor Fire Protection System

Progress Photos



**Continue First
Floor Fire
Protection**



Progress Photos



**Continue First
Floor Electrical
Rough-In**



Progress Photos



**Continue First
Floor Plumbing
Rough-In**



Progress Photos



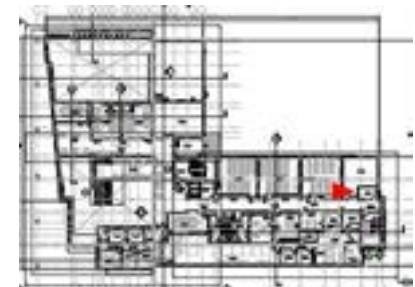
**Continue First
Overhead MEP
Rough-In**



Progress Photos



**Continue Second
Floor Mechanical
Pipe Rough-In**



Progress Photos



**Begin Second
Floor Ductwork**



Progress Photos



**Continue Second
Floor Electrical
Rough-In**



Progress Photos



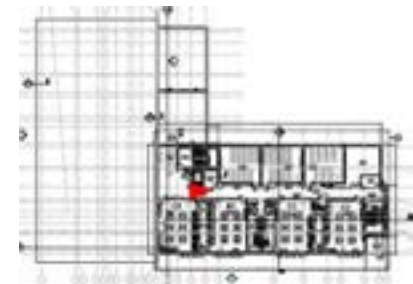
**Continue Soffit
Framing**



Progress Photos



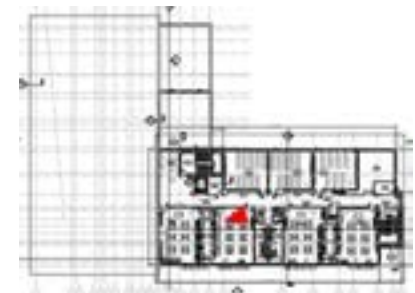
**Begin Third Floor
Interior Framing**



Progress Photos



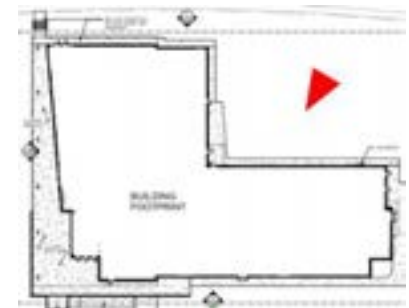
**Install Roof
Opening Framing**



Progress Photos



**Continue Sanitary
Line**



Progress Photos




**Begin Area A and B
Roofing System**



Progress Photos



**Begin Area A
Parapet Sheathing
and Flashing**



Progress Photos



**Install Area C
Flashing**



Progress Photos



**Continue Plan
South Area C Brick
Ties**



Progress Photos



**Continue Fluid
Applied Air Barrier
System**



Conclusion of Weekly Update 11/01/2019

Our
Passion
is Building®

